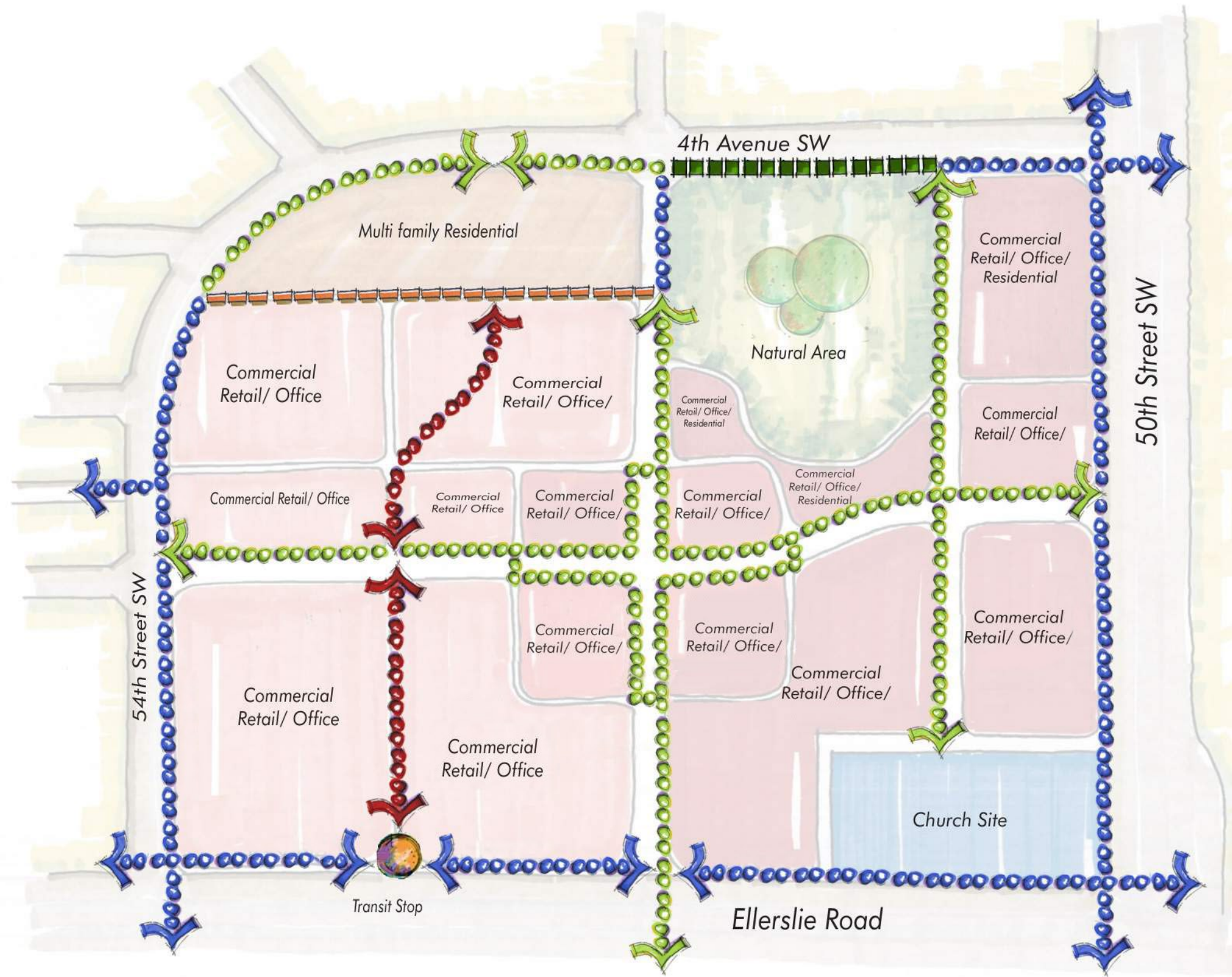








Charles Worth



-  Commercial Buildings Frame Entrances
-  Commercial Retail/ Office/ Residential
-  Commercial Retail/ Office
-  Focal Points
-  All Directional Access
-  Rapid Flashing Beacon
-  Potential Right-in/Right-out Access
-  Private Internal Roadways
-  Possible Internal Access to Street Network
-  Church Access
-  Church Interface
-  Enhanced Landscaping
-  Access Easement to Historic Religious Assembly Site



Charlesworth

-  Pedestrian Sidewalk
-  Shared Use Path
-  Enhanced Shared Use Path
-  Modified Shared Use Path
-  Transit Stop
-  Enhanced Parking Island with Walkway

Pedestrian Connections are conceptual only. All information shown is subject to change at the Development Permit Stage.

Appendix II: Pedestrian Connections

May 2022
1161110340